

Intro to Android - Basic Android Anatomy

Breaking down the Android UI

The Android **User Interface(UI)** is comprised of a few important elements. The 'Status Bar', that contains the 'Notification Area', the 'Favorites Bar', and the 'Navigation Bar'. These items will all be explained in this guide.

Status Bar and Notification Area

The 'Status Bar' and 'Notification Area' are combined on this list because they are one in the same. The 'Status Bar' expands into the 'Notification Area' with a simple swipe down. Let's start by looking at the 'Status Bar'

Status Bar



The 'Status Bar' displays basic information about your Android device.

- The left side will display will start out with either your carrier followed by any pushed app notifications, or start off with pushed app notifications.
- The right side will display system information, things like: the time, battery life, connection to WIFI and phone reception.

Symbols



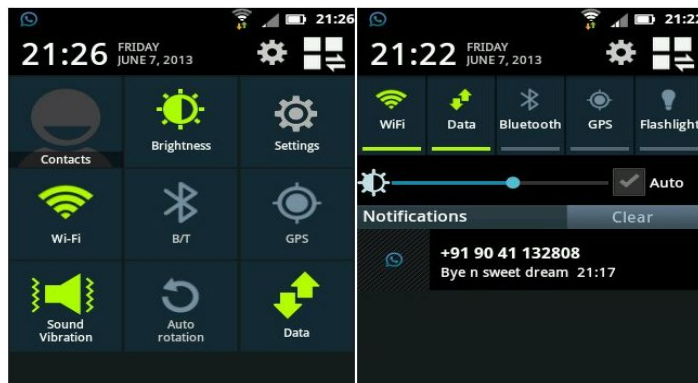
WIFI, the universal WIFI symbol is genetically pizza-esk shaped































Cellular Connection, This displays the signal strength between your device and your carriers towers, more bars = better cell phone reception(calling/texting)

Notification Area

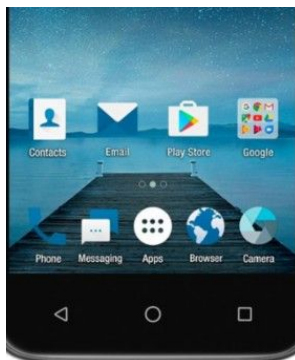
To get to the Notification Area you press on the Status Bar and swipe down. This will expand any notifications and give you more in depth information about anything on the status bar.



	New Gmail message		More notifications
	New text or multimedia message		Call in progress
	Problem with text or multimedia message delivery		Call in progress using a Bluetooth headset
	New Google Talk message		Missed call
	New voicemail		Call on hold
	Upcoming event		Call forwarding is on
	Data is syncing		Song is playing
	Problem with sign-in or sync		Uploading data
	SD card or USB storage is full		Downloading data
	An open Wi-Fi network is available		Download finished
	Phone is connected via USB cable		Connected to or disconnected from virtual private network (VPN)
	Phone is sharing its data connection via USB (USB tethering)		Carrier data use threshold approaching or exceeded
	Phone is sharing its data connection as a Wi-Fi hotspot (Wi-Fi tethering)		Application update available
	Phone is tethered in multiple ways		System update available

Favorites Bar


The Favorites bar will display the selected apps on every home screen page. Use it for your most commonly used apps.



Navigation Bar

The Navigation bar is used to navigate your device. Often times the symbols will look different, or have a different orientation.

Some Examples



Back Button, used to go backwards in menus or go to a previous page



Home Button, will send you to your devices home page



Overview Button, Easy way to close open apps, pressing it will open up a menu with active apps running

Overview in action

